

Differences between general practitioners groups with different attitudes towards drinkers

A post-hoc study of the ODHIN WP4 project in Portugal

Frederico Rosário
Cristina Ribeiro



TONDELA
UCSP



Differences between general practitioners groups with different attitudes towards drinkers

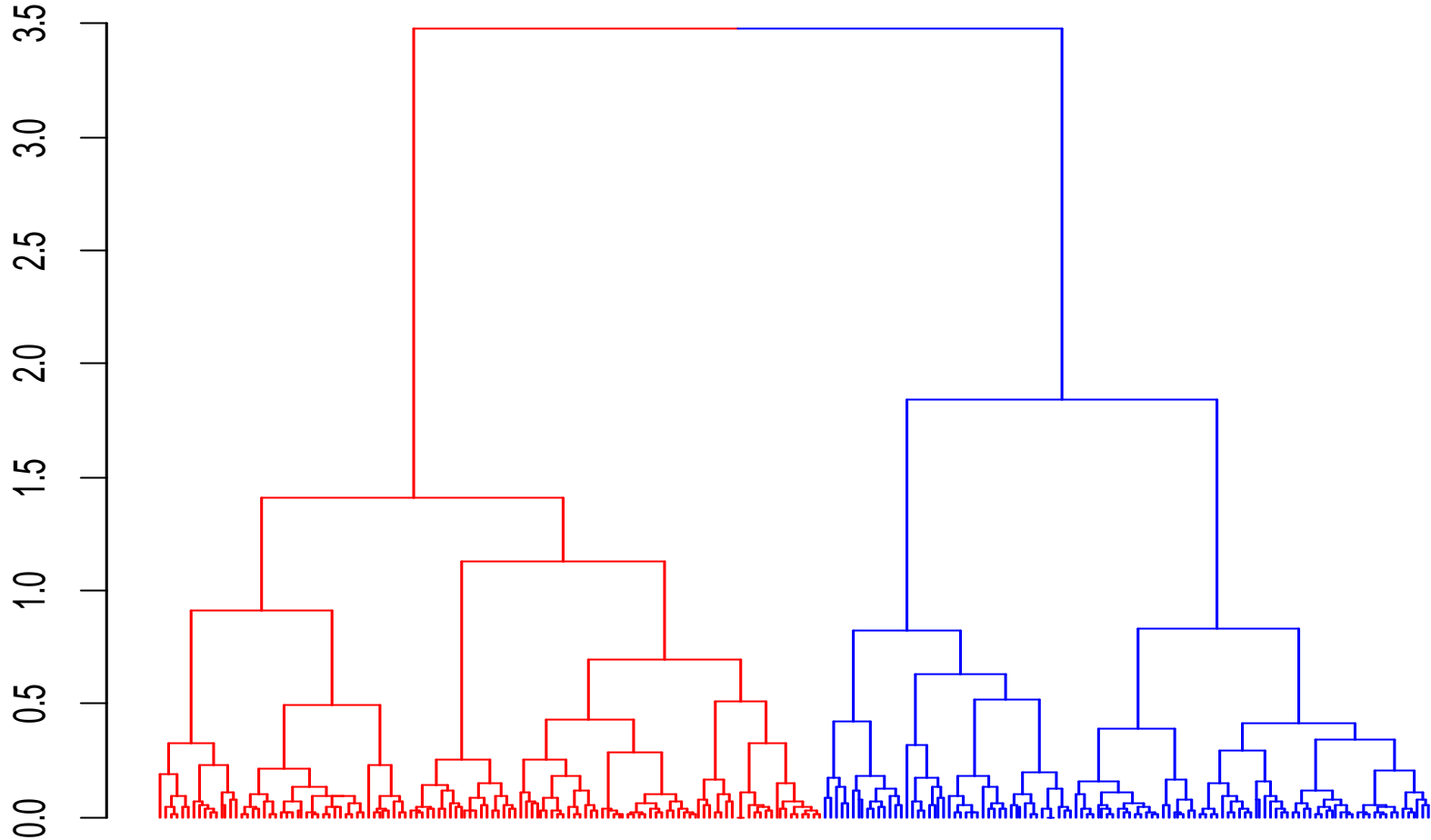
- Evidence suggests groups of GPs based on attitudes towards drinkers
- Training increases SBI rates if GPs are role secure and therapeutically committed
- Negative impact of training on GPs with low role security and therapeutic commitment

Anderson *et al.* Alcohol Alcohol 2004;39(4):351–6

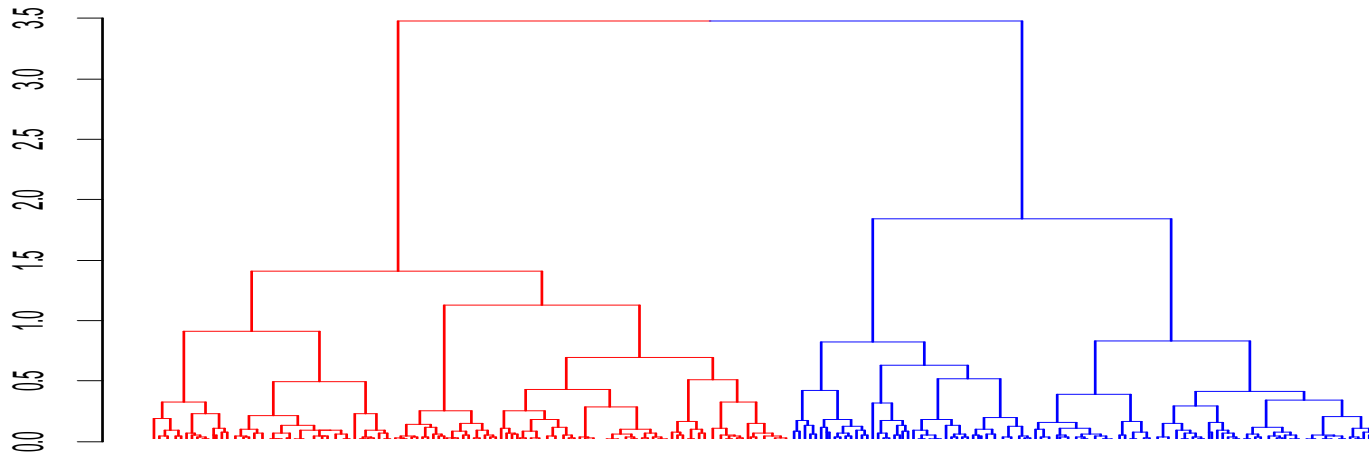
Sabadini *et al.* Drug Alcohol Rev. 2010;29(6):655–61

Roche *et al.* Sot. Sci Med. 1991; 33(9):1053-61

Differences between general practitioners groups with different attitudes towards drinkers



Differences between general practitioners groups with different attitudes towards drinkers



Worse attitudes (n = 140)

| Dimension | Mean |
|--------------|------|
| Legitimacy | 11.0 |
| Adequacy | 8.9 |
| Motivation | 7.8 |
| Self-esteem | 6.8 |
| Satisfaction | 5.7 |

Better attitudes (n = 94)

| Dimension | Mean |
|--------------|------|
| Legitimacy | 11.8 |
| Adequacy | 10.8 |
| Motivation | 9.8 |
| Self-esteem | 9.7 |
| Satisfaction | 8.1 |

Differences between general practitioners groups with different attitudes towards drinkers

Are there other differences between groups?

Objective – To compare the two groups concerning:

- a) Demographics
- b) Education on alcohol
- c) Views on alcohol policy issues
- d) Views on barriers and facilitators to working with drinkers

Differences between general practitioners groups with different attitudes towards drinkers

- Cross-sectional, analytical study
- Portuguese GPs' proportional random sample, stratified by:
 - Gender
 - Age group
 - Health Region

Differences between general practitioners groups with different attitudes towards drinkers

Variables

- Demographics (age, years of practice, sex)
- Academic education and postgraduate training on alcohol
- Performance on alcohol use disorders

Differences between general practitioners groups with different attitudes towards drinkers

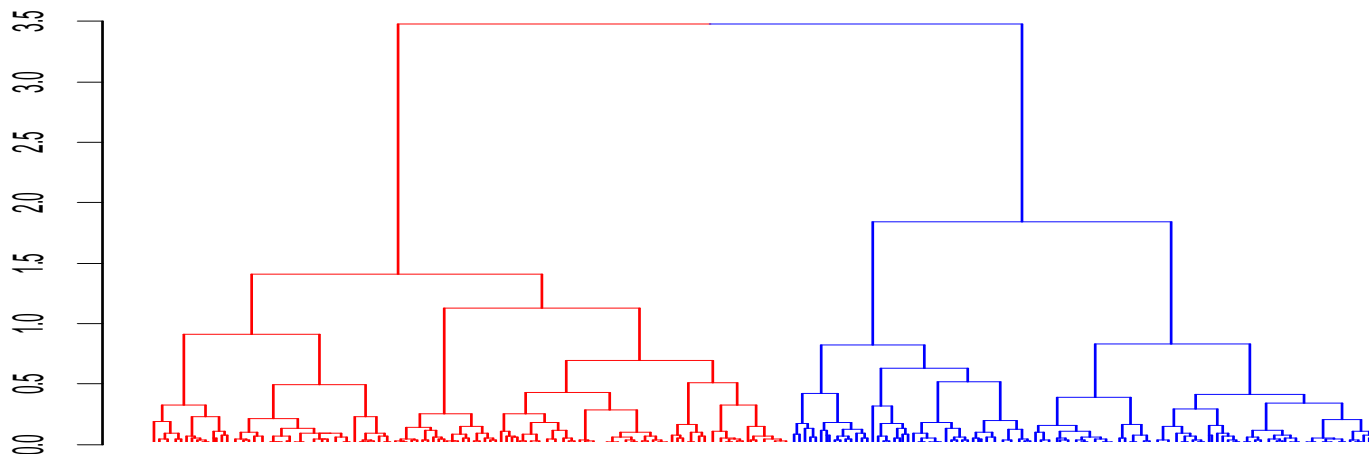
Variables

- Agreement with suggested incentives and barriers to early intervention for alcohol in general practice
- Views on European public policies on alcohol and effectiveness of alcohol policy measures

Differences between general practitioners groups with different attitudes towards drinkers

Results

Differences between general practitioners groups with different attitudes towards drinkers

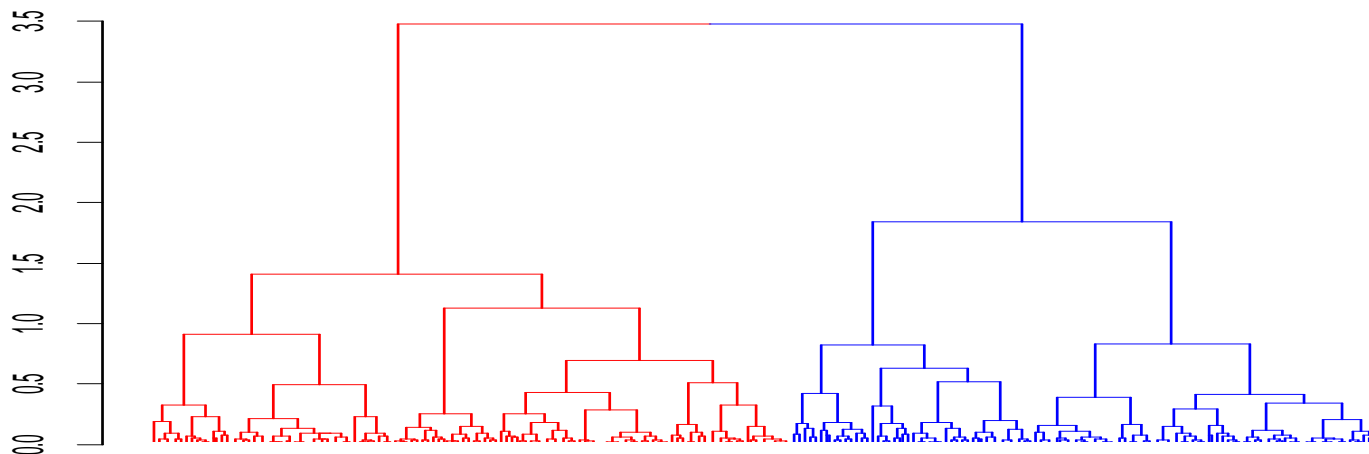


Worse attitudes

Better attitudes

| Demographics | | | P-value |
|-----------------------|-------------|-------------|--------------|
| Sex (male / female %) | 48.8 / 66.0 | 51.2 / 34.0 | 0.01 |
| Age (yrs) | 53.7 ± 7.7 | 50.3 ± 9.8 | 0.005 |
| Experience (yrs) | 24.0 ± 8.6 | 21.4 ± 10.3 | 0.038 |

Differences between general practitioners groups with different attitudes towards drinkers

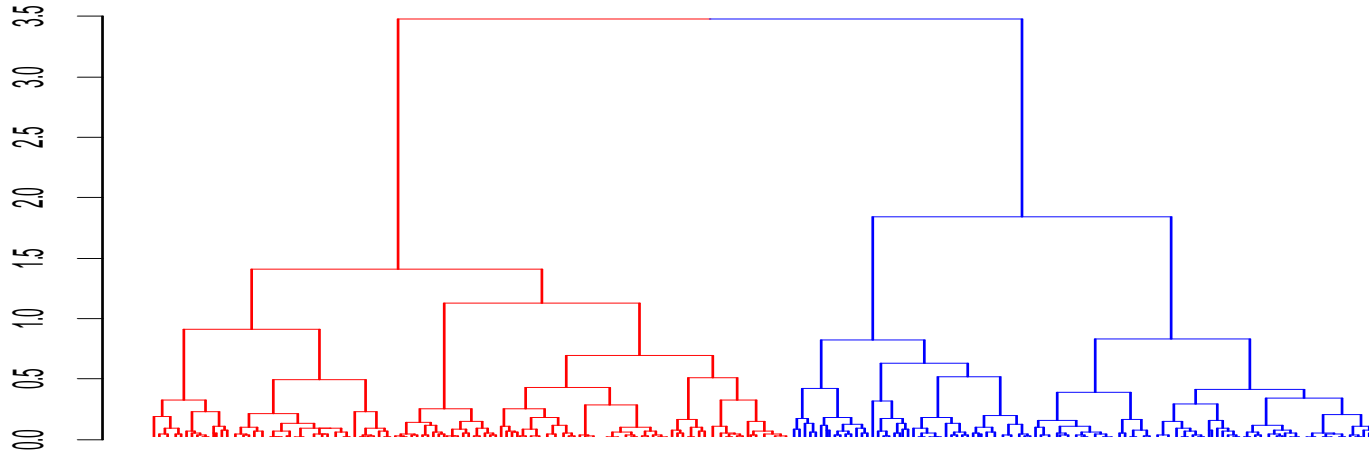


Worse attitudes

Better attitudes

| Training (hours) | % | % | P-value |
|------------------|------|------|--------------|
| 0 | 43.0 | 30.4 | 0.001 |
| <4 | 24.2 | 14.1 | |
| 4-10 | 21.1 | 26.1 | |
| 11-40 | 9.4 | 23.9 | |
| >40 | 2.3 | 5.4 | |

Differences between general practitioners groups with different attitudes towards drinkers

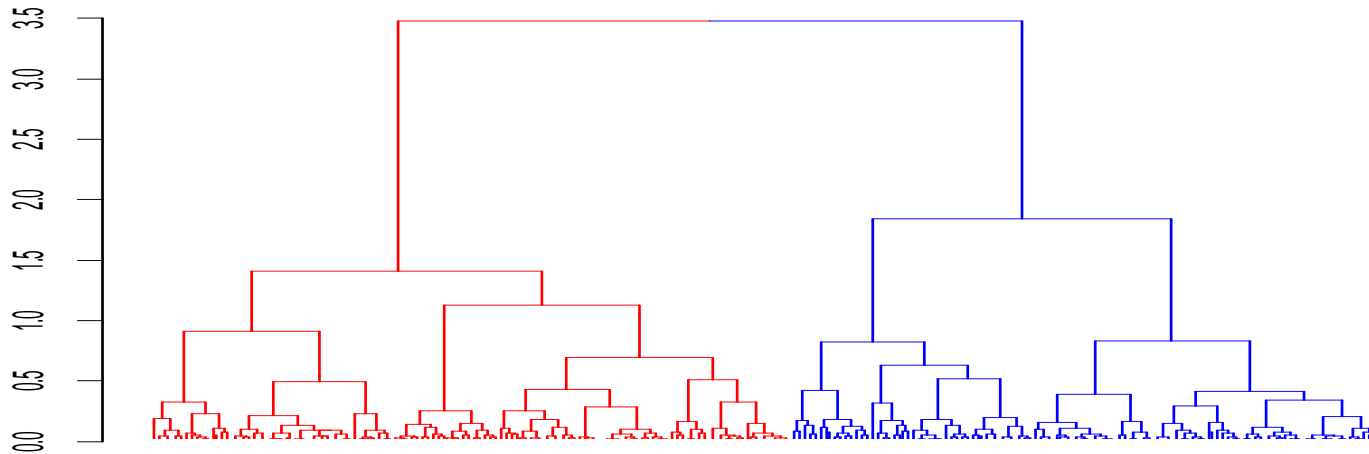


Worse attitudes

Better attitudes

| Performance | Mean rank | Mean rank | P-value |
|--------------------------|-----------|-----------|------------------|
| Impor. reduce alcohol | 117.9 | 116.9 | 0.90 |
| Obtain info on alcohol | 111.7 | 126.2 | 0.06 |
| Prepared to counsel | 101.6 | 141.1 | <0.001 |
| Effective reduce alcohol | 102.7 | 139.5 | <0.001 |
| Effective if trained | 108.0 | 131.6 | 0.002 |

Differences between general practitioners groups with different attitudes towards drinkers

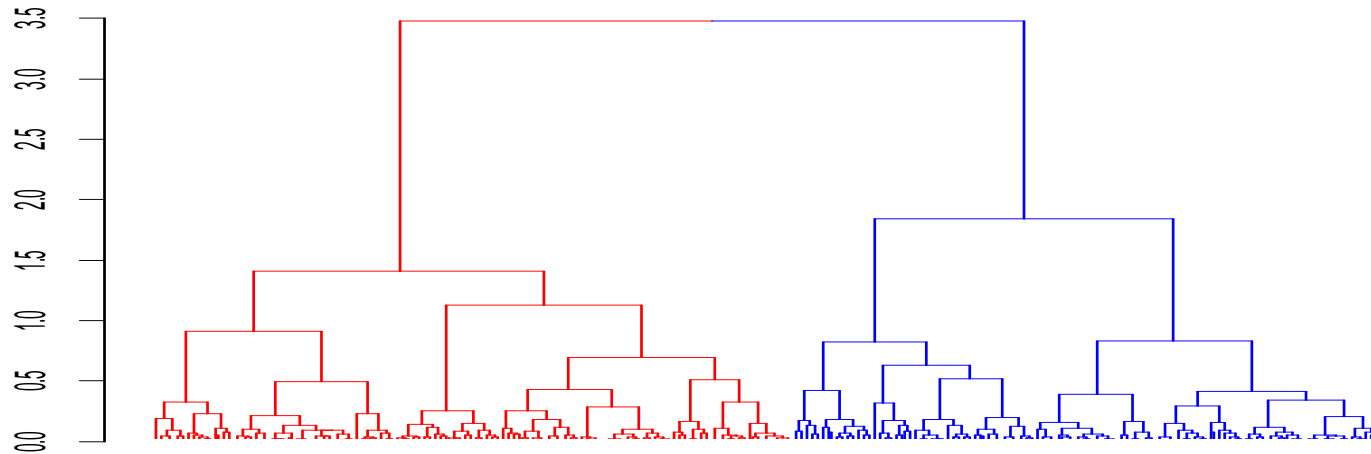


Worse attitudes

Better attitudes

| Barriers to SBI | Mean rank | Mean rank | P-value |
|--------------------------|-----------|-----------|-------------|
| Alcohol is not important | 115.9 | 113.6 | 0.78 |
| GPs are too busy | 118.3 | 105.0 | 0.10 |
| GPs have disease model | 122.4 | 102.9 | 0.02 |
| GPs not respons. preven. | 117.8 | 105.9 | 0.14 |
| GPs feel awkward asking | 122.0 | 102.1 | 0.02 |

Differences between general practitioners groups with different attitudes towards drinkers

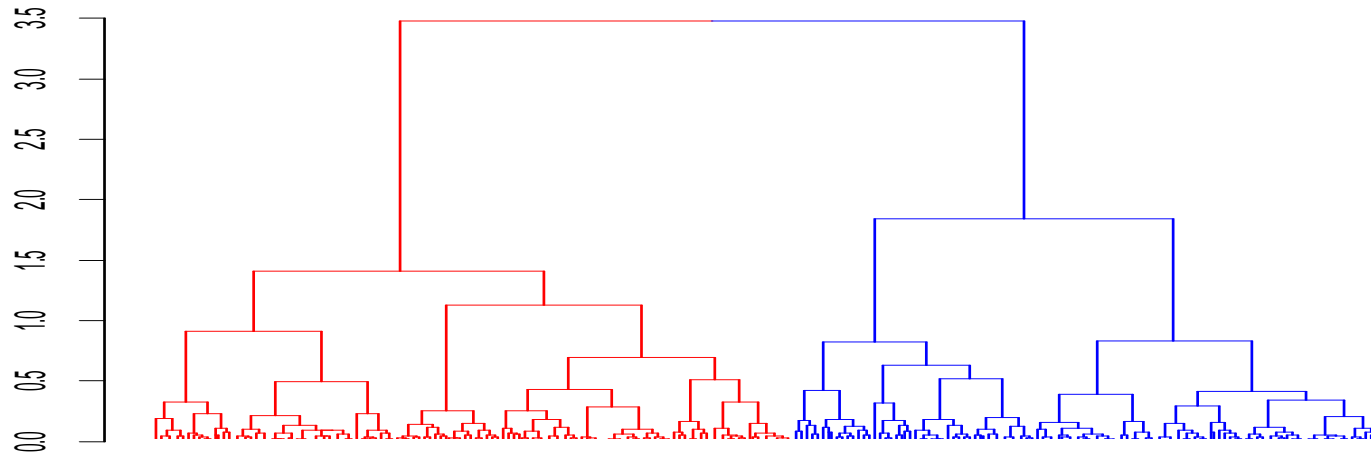


Worse attitudes

Better attitudes

| Barriers to SBI | Mean rank | Mean rank | P-value |
|-------------------------------|-----------|-----------|--------------|
| Don't know how to identify | 121.6 | 97.6 | 0.004 |
| GPs lack counselling mat. | 113.1 | 111.6 | 0.87 |
| Counselling is difficult | 122.8 | 101.8 | 0.01 |
| Patients will not take advice | 121.7 | 100.2 | 0.008 |
| Patients resent being asked | 113.4 | 108.8 | 0.59 |

Differences between general practitioners groups with different attitudes towards drinkers



Worse attitudes Better attitudes

| Policies | Mean rank | Mean rank | P-value |
|-----------------------------|-----------|-----------|--------------|
| Raise min drinking age | 118.8 | 110.6 | 0.34 |
| Raise min purchase age | 119.9 | 110.1 | 0.25 |
| Lower BAC limit for drivers | 112.2 | 114.2 | 0.81 |
| School education | 107.2 | 131.8 | 0.002 |
| Advertise restrictions | 115.1 | 117.5 | 0.77 |

Differences between general practitioners groups with different attitudes towards drinkers

Conclusions

Group with worse attitudes

- Higher female representativeness
- GPs have disease model training
- Feel awkward asking patients about alcohol
- Believe GPs don't know how to identify drinkers
- Believe counselling is difficult
- Don't believe patients will follow advice

Group with better attitudes

- Younger
- Less years of practice
- Higher alcohol training levels
- Feel more prepared to counsel
- Feel more counselling efficacy
- Believe in improving school education

INEBRIA

International Network on
Brief Interventions for
Alcohol & Other Drugs

11th CONGRESS
WARSAW

September 18th-19th 2014

Differences between general practitioners
groups with different attitudes towards drinkers

fredmbr@gmail.com



TONDELA
UCSP

