

## INEBRIA Conference Evaluation Report

56 out of the 117 (47.8%) professionals who attended the conference completed the evaluation questionnaire. Of them 51.8% were men and 57.1% were members of INEBRIA. 50% were health professionals and 18% were public health officers. 48,2% attended the conference on three days, 19,6 % on two days and 5,4% on one day.

The participants who completed the survey were from 17 countries. The three main countries were USA (24%), Spain (15%) and Uk (11%)

**The two most important logistical factors** that influenced the decision to attend this conference were location (48%) and networking opportunities (43%).

**The overall impression** of the conference was excellent in 55% of cases and good in 43%.

**The potential impact of the conference (see fig. 1):**

- 93 % were satisfied with the opportunity for interaction with colleagues
- 76.8 % were satisfied with the opportunity for interaction with trainees.
- 98. 2% were satisfied with the increase in personal competence.
- 97.3 % were satisfied with the value for daily work activities
- 86.5 % thought this conference contributed to improving regional policies.

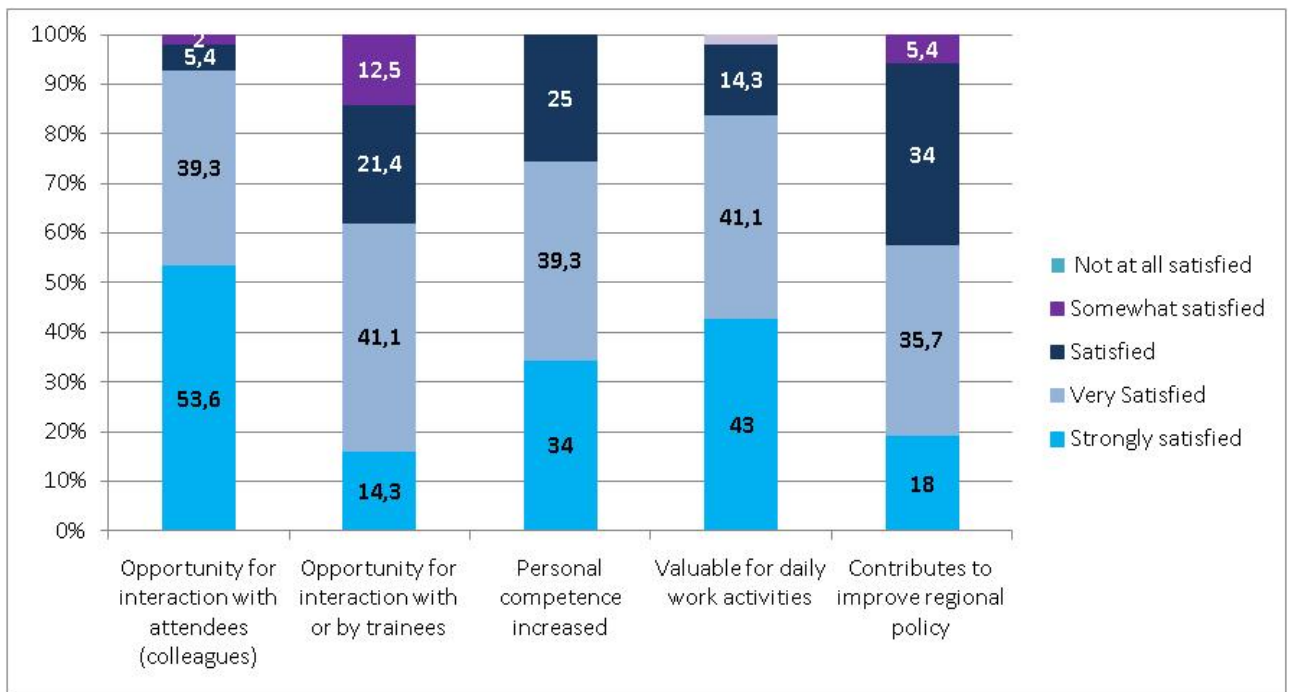


Figure 1: Impact of the conference

**INEBRIA Conference Evaluation Report**

**Did the conference (see fig. 2):**

- 75 % agreed that the conference had helped to developed a new collaboration
- 69, 6% agreed that the conference had helped to strengthen an existing collaboration
- 87, 5 % agreed that the conference had helped to develop their SBI research ideas
- 87, 5 % of participants agreed that the conference had inspired them to implement new SBI studies.

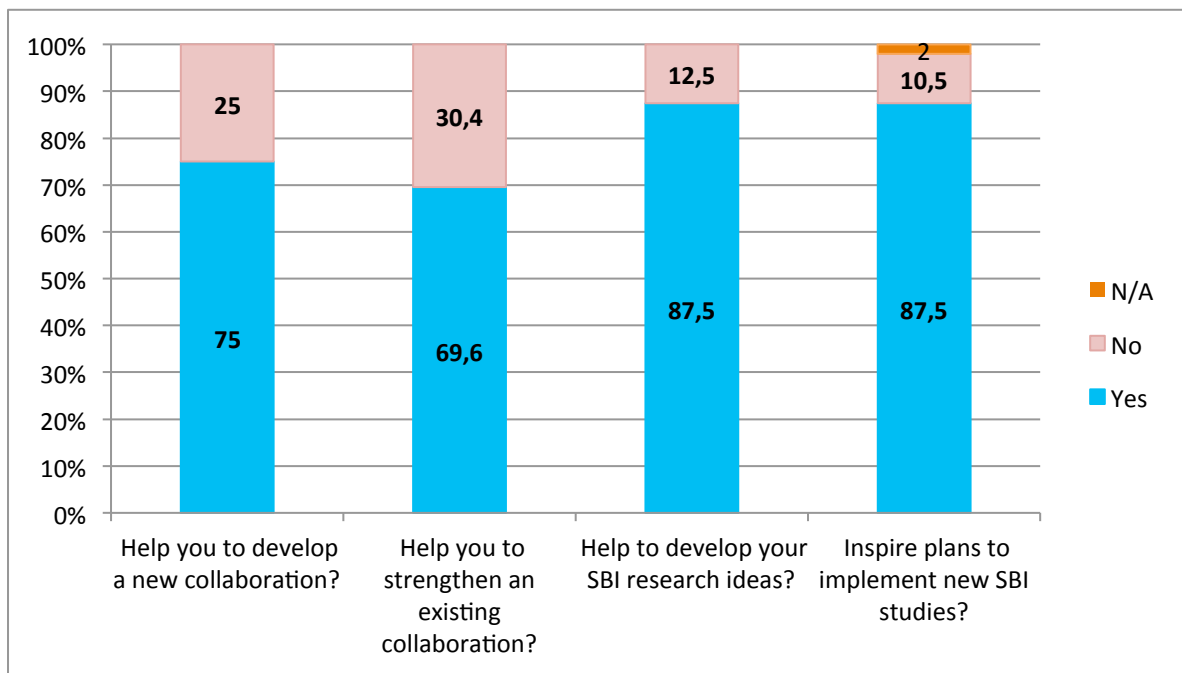


Figure 2: Did the conference

**INEBRIA Conference Evaluation Report**

**The overall impression of administrative feedback was (see fig. 3)**

- 78,6 % received sufficient information on the conference in advance
- 80% thought that the information via Email was effective
- 75 % thought that the information provided on the website was useful.

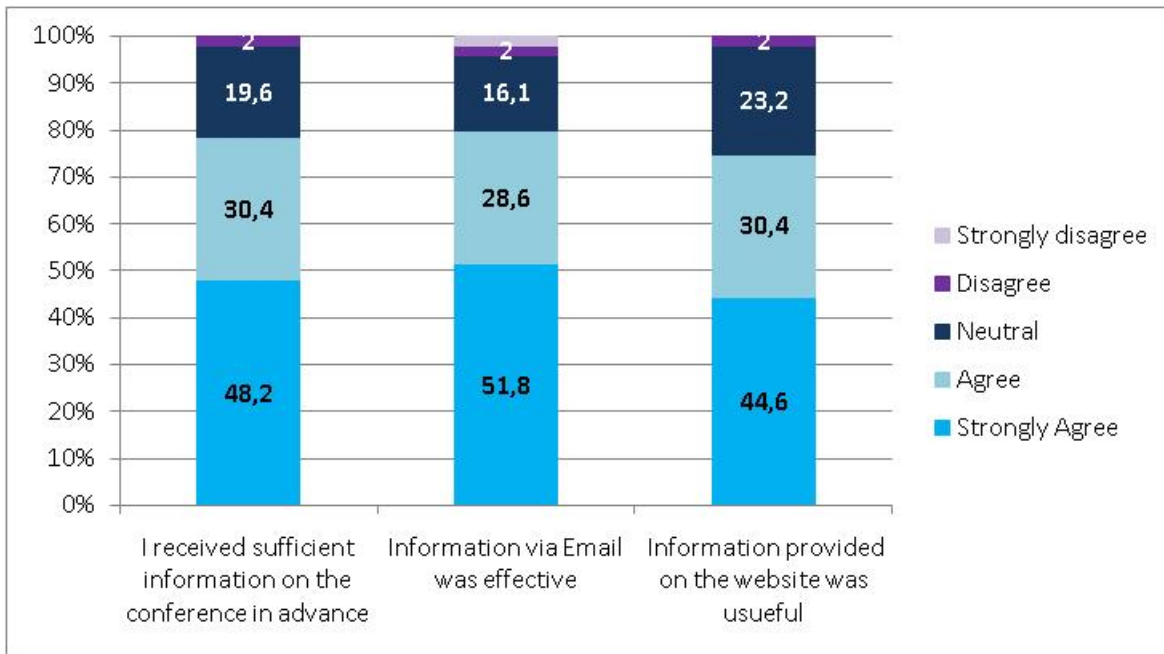


Figure 3: Impression administrative feedback

**General Conference feedback (see fig 4):**

- 96,6% found the conference important and useful.
- 80,3 % agreed with the duration of each session
- 69,7 % agreed that the time for the individual presenters was adequate
- 96,4 % thought that this conference was relevant to their work
- 87,7 % opined that the conference provided adequate networking and collaborative opportunities.
- 87,5 % agreed with the number and length of breaks
- 88,9 % agreed with the social program
- 78,5 % opined that the conference help their to increase knowledge and skill.
- 66% opined that the conference ran for just the right number of days, while 12,5 % opined that it was too long.

## INEBRIA Conference Evaluation Report

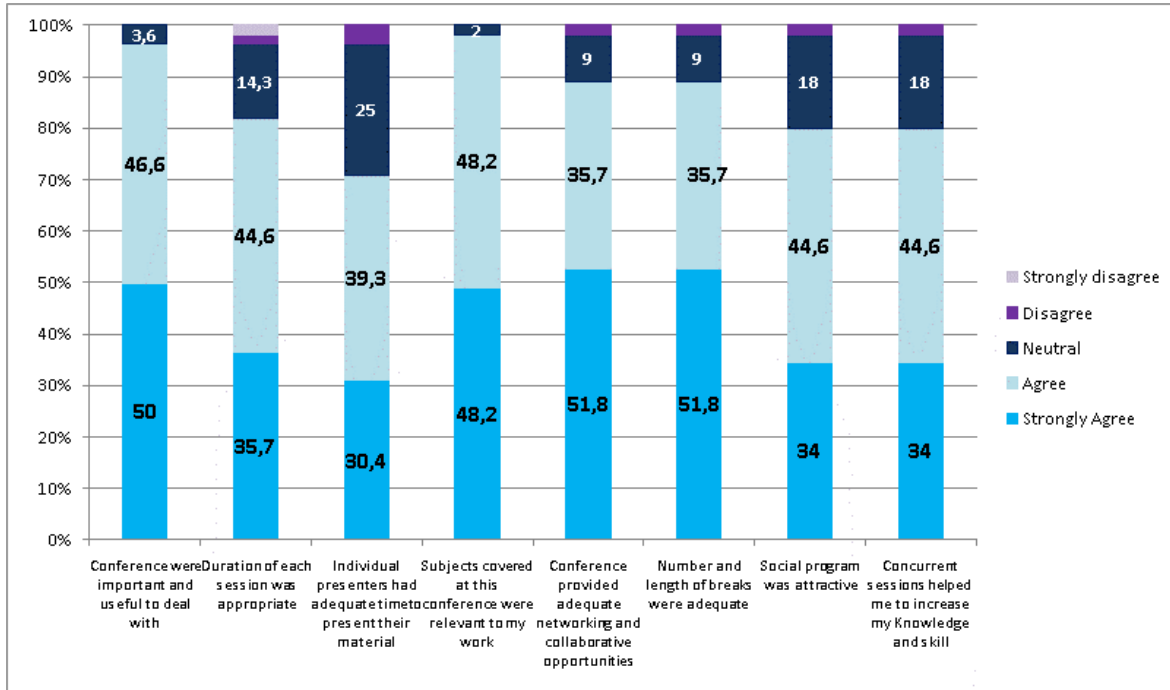


Figure 4: General conference feedback

### Particular aspects of the conference (see fig. 5):

- 83,9 % opined that the conference had the right number of days.
- 92,9% agreed with plenary/large group sessions
- 89,3 % agreed with concurrent oral abstract presentations
- 85,7% agreed with concurrent symposia
- 75,7 % agreed with concurrent workshop presentations
- 58,9 % agreed with small group sessions
- 53,6 % agreed with conference dinner, whereas 16 % of participants disagreed
- 83,9 % agreed with reception
- 52,6 % were satisfied with lunch, while 16 % of participants disagreed
- 83,9 % agreed with the conference space or hotel.
- 55% agreed to attend a future INEBRIA meeting outside of North America.

## INEBRIA Conference Evaluation Report

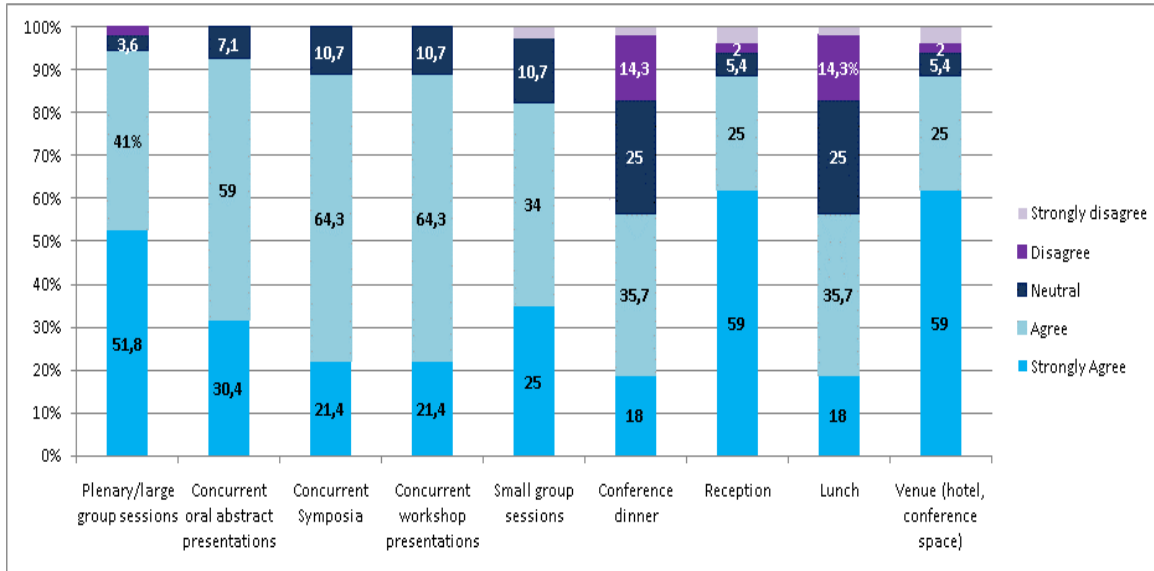


Figure 5: Particular aspects of the conference

### The best sessions

14 of the participants have opined that the best sessions were the plenary sessions and symposia with Jim McCambridge, Antoni Gual, Paul Wallace, Richard Saitz and ODHIN

### The worst sessions

6 of the attendees have opined that the poster session was a bit rushed and the room was too small

### Comments on the format of the overall conference

4 of the participants opined that "Considering the overall number of participants I suggest reducing the number of simultaneous sessions in order to increase the participants in each one and reduce the time of oral presentation"

4 opined that there were "Too many parallel sessions"

1 of the participants opined that "Some presentations were not so strong, but they were in the minority"

1 of the participants opined that "Space for lunch and breaks was not conducive to interaction "

### Recommendations for future conference format and content

Open for sessions in the other languages

Shorter days maybe

Same as this, but 10 am start.

Could these be recorded and made available after the conference via internet?