

INEBRIA Rome Conference Evaluation Report

21 out of the 114 (20%) professionals who attended the conference completed the evaluation questionnaire. Of them 35% were men, 65% women and 62% were members of INEBRIA.

35% were health professionals or technical researchers and 30% were public health officers.

The participants who completed the survey were from 9 countries.

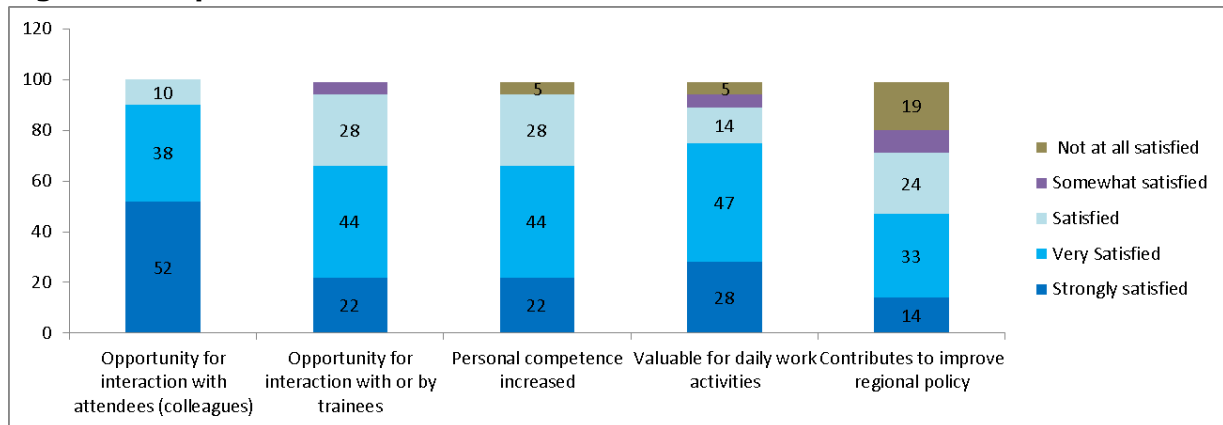
The two most important logistical factors that influenced the decision to attend this conference networking opportunities (57%) and location (33%)

The overall impression of the conference was excellent in 28% of cases and good in 62%.

The potential impact of the conference (see fig. 1):

- 100% were satisfied with the opportunity for interaction with colleagues
- 94% were satisfied with the opportunity for interaction with trainees.
- 95% were satisfied with the increase in personal competence.
- 90% were satisfied with the value for daily work activities
- 71% thought this conference contributed to improving regional policies.

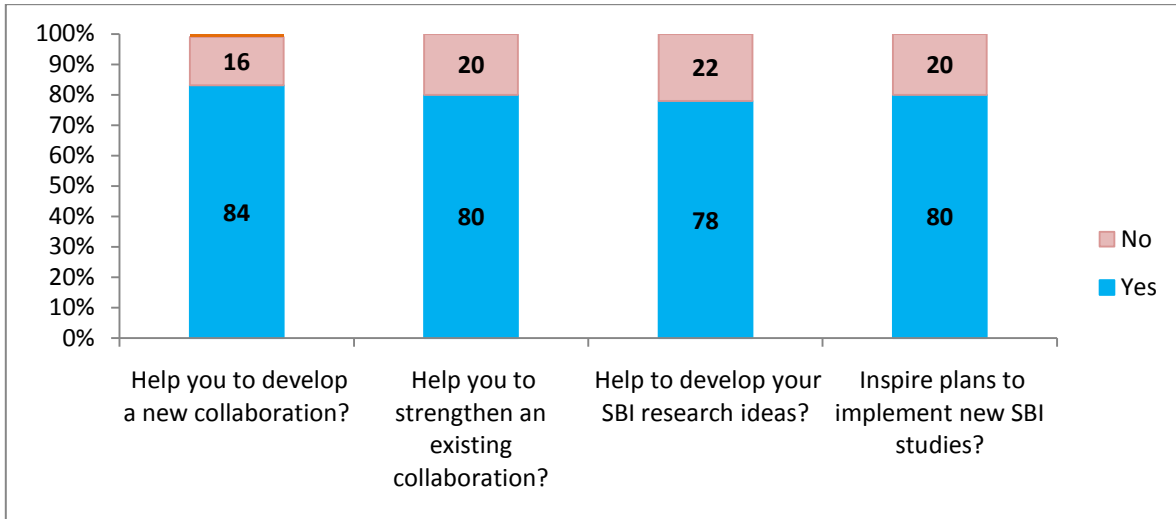
Figure 1: Impact of the conference



Benefits of the conference (see fig. 2):

- 84% agreed that the conference had helped to develop a new collaboration
- 80% approved that the conference had helped to strengthen an existing collaboration
- 78% agreed that the conference had helped to develop their SBI research ideas
- 80% of participants agreed that the conference had inspired them to implement new SBI studies.

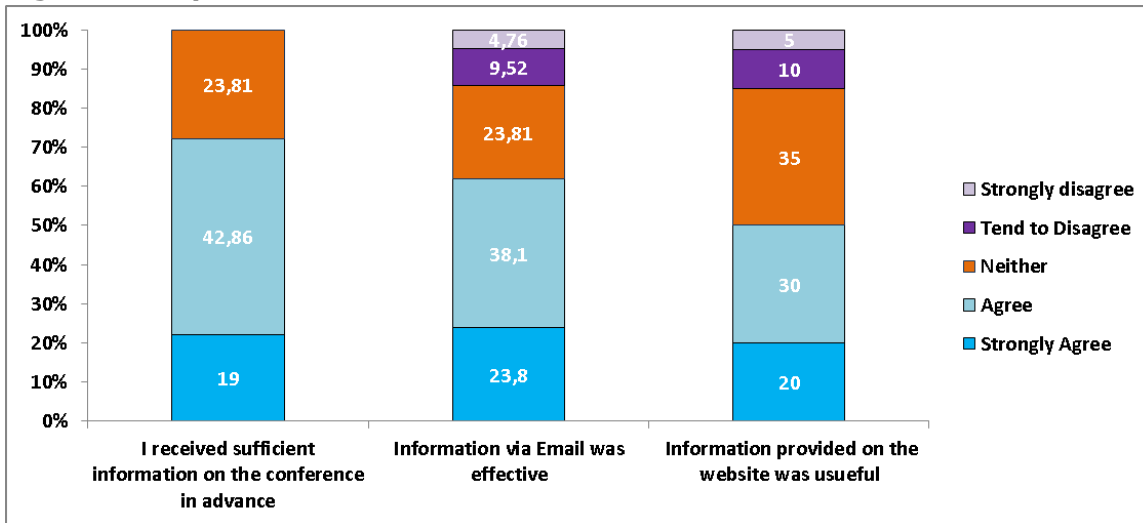
Figure 2: Benefits of the conference



The overall impression of administrative feedback was (see fig. 3)

- 61.86% received sufficient information on the conference in advance
- 62% thought that the information via Email was effective
- 50% said that the information provided on the website was useful.

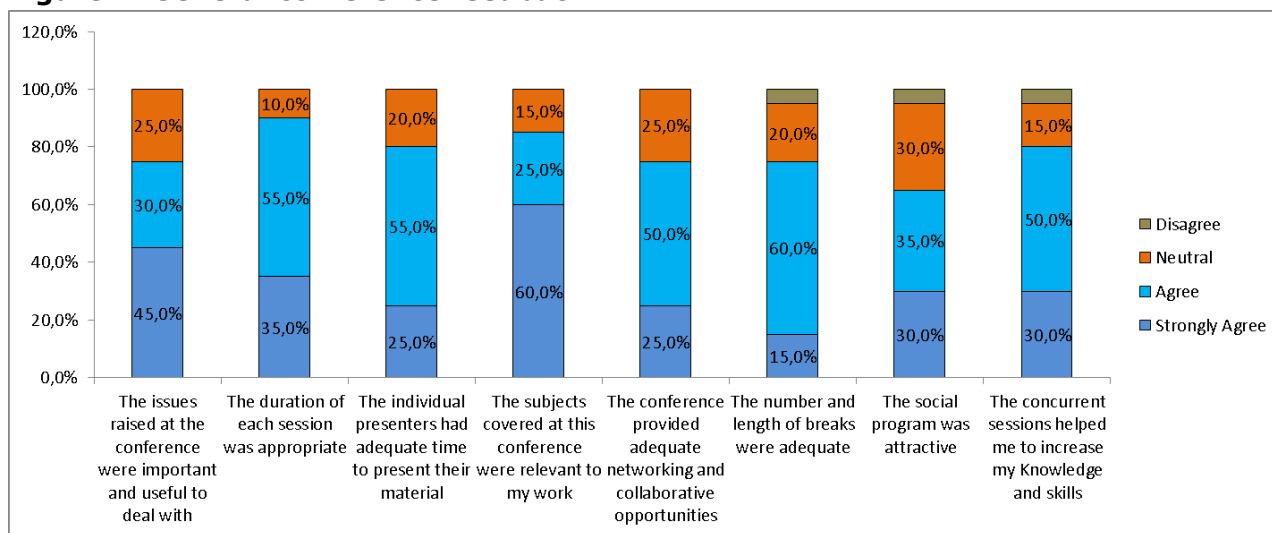
Figure 3: Impression administrative feedback



General Conference feedback (see fig 4):

- 75% found the issues raised at the conference important and useful.
- 90% agreed with the duration of each session
- 80% approved that the time for the individual presenters was adequate
- 85% thought that this conference were relevant to their work
- 75% opined that the conference provided adequate networking and collaborative opportunities.
- 75% agreed with the number and length of breaks
- 65% liked the social program
- 80% opined that the conference helped them to increase knowledge and skill.

Figure 4: General conference feedback



The conference:

- 77.8% opined that the conference ran for just the right number of days
- **26 % opined that it was too long**

Particular aspects of the conference (see fig. 5):

- 92.8% opined that the with plenary/large group sessions were good
- 89.4% opined that the concurrent oral abstract presentations were good
- 85.7% opined that the concurrent symposia were good
- 85.7% opined that the concurrent workshop presentations were good
- 53.7% opined that the small group sessions were good
- 84 % opined that the conference dinner were good
- 63% opined that the reception were good
- 53.7% opined that the lunch were good while 16 % of participants opined were poor

- 84% agreed with the conference space or hotel.

Figure 5: Particular aspects of the conference

