

*The Long View of Meta-Analysis:  
Testing Technical, Relational, and  
Conditional Process Models in Brief  
Motivational Intervention*

**Molly Magill, MSW, PhD**

**Associate Professor (Research)**

Center for Alcohol and Addiction Studies, Brown University Public Health





# Taking the Long View



# Overview

- Background: Meta-analysis – what it is and what it isn't
  - Background: Meta-path-analysis and the conditional process model
  - Background: Toward a Theory of Motivational Interviewing
  - The Meta-Analytic Study 1: Magill et al., 2014
  - The Meta-Analytic Study 2: Just the take home
- Long view 1: Technical Hypothesis
  - Long view 2: Relational Hypothesis
  - Long view 3: A technical *a path* conditioned on relational factors
  - Long view 4: A technical *b path* conditioned on client treatment seeking status
  - Conclusions and acknowledgements

# Background: Meta-analysis – what it is and what it isn't

- In 1977, Meta-analysis told us psychotherapy does work;
- In 1995, Meta-analysis topped the Evidential Hierarchy.
- But meta-analysis is a tool for research synthesis;
- Knowledge derived is about relationships across studies, not relationships within individuals.



## Background: Meta-analysis – what it is and what it isn't

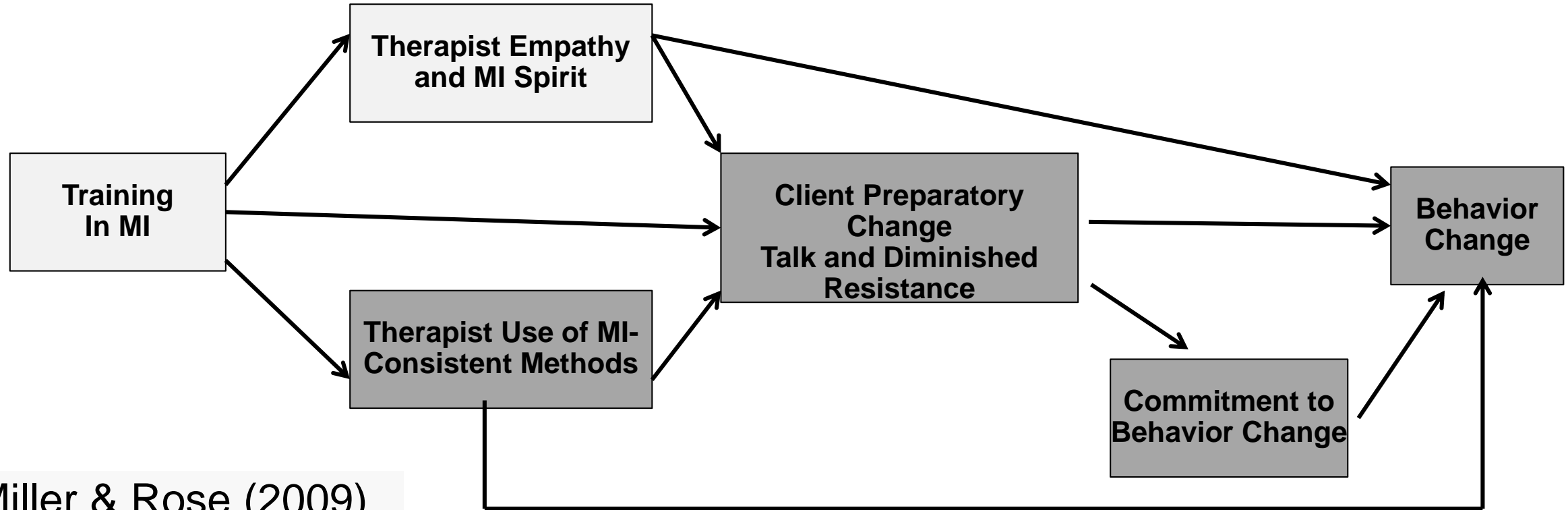
- 'Apples and Oranges' are bad and good;
- Tests for statistical heterogeneity tell us if the population effect size has been specified.
- Using a random effects model for the pop. effect size will give us flexibility;
- A random effects model assumes both known and unknown sources of variability.
- So, if heterogeneity of the random effects effect size is observed, informative moderators can be tested.



## Background: Meta-path-analysis and the conditional process model

- In 1994 Eagly & Wood described the approach of aggregate path analysis.
- The method extends the traditional bivariate model of meta-analysis to multiple links in a causal chain.
- When a given path effect size is heterogeneous, moderators of effect variability can be tested.
- When this method is used in a meta-path-analysis, we are referring to a meta-conditional-path-model.

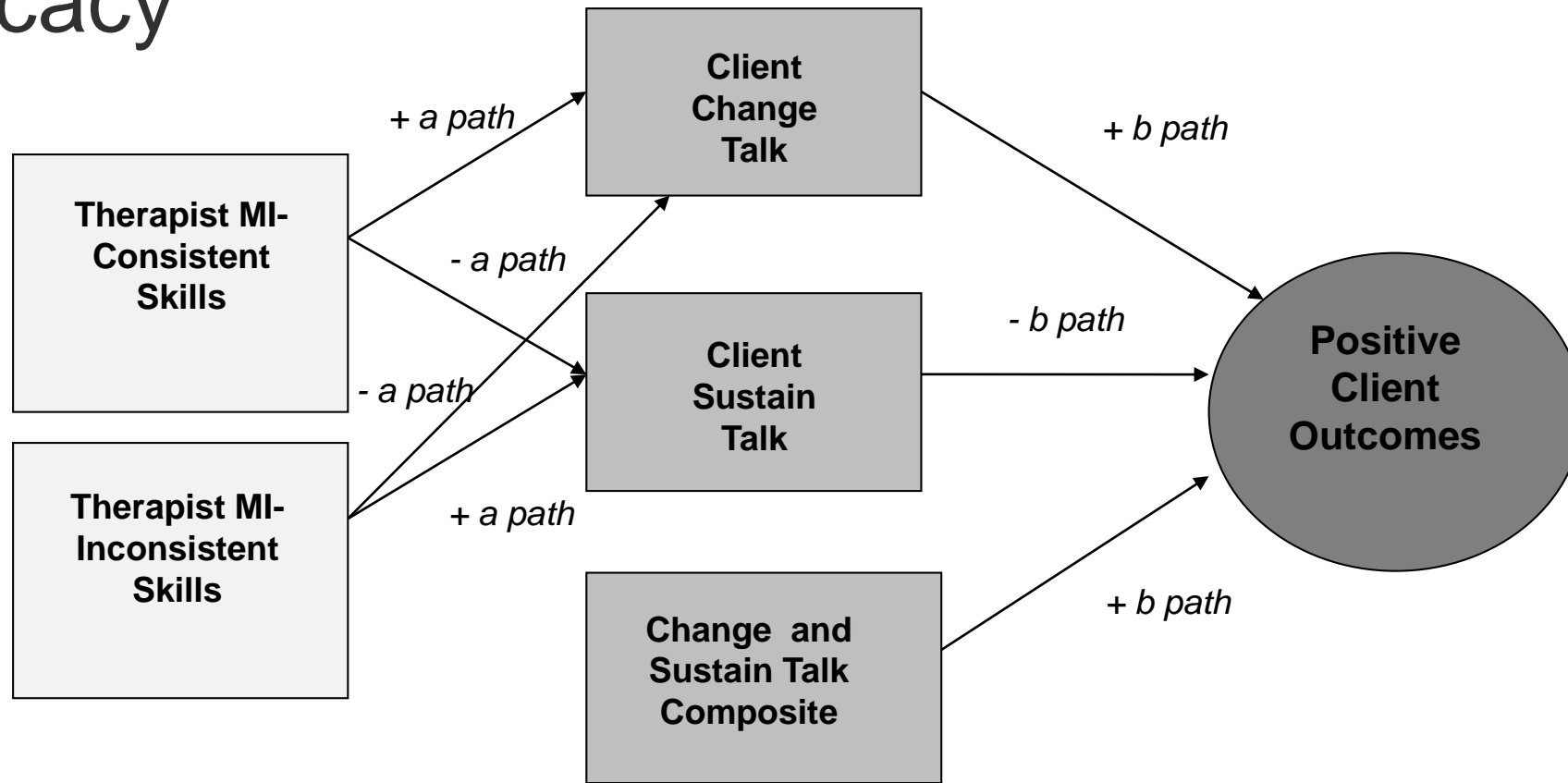
# Toward a Theory of Motivational Interviewing



Miller & Rose (2009)



# Testing the Theory of MI 1: The Technical Model of MI Efficacy



**K23,  
AA018126**

**Notes.** <sup>A</sup> 7 Correlational paths examined. <sup>B</sup> Measures were within-session frequencies of observed therapist and client behaviors. <sup>C</sup> A sample of studies examined a composite measure of change and sustain talk.

## The Technical Hypothesis of Motivational Interviewing: A Meta-Analysis of MI's Key Causal Model

Molly Magill and Jacques Gaume  
Brown University

Timothy R. Apodaca  
Children's Mercy Hospitals and Clinics, Kansas City, Missouri,  
and University of Missouri–Kansas City

Justin Walthers and Nadine R. Mastroleo  
Brown University

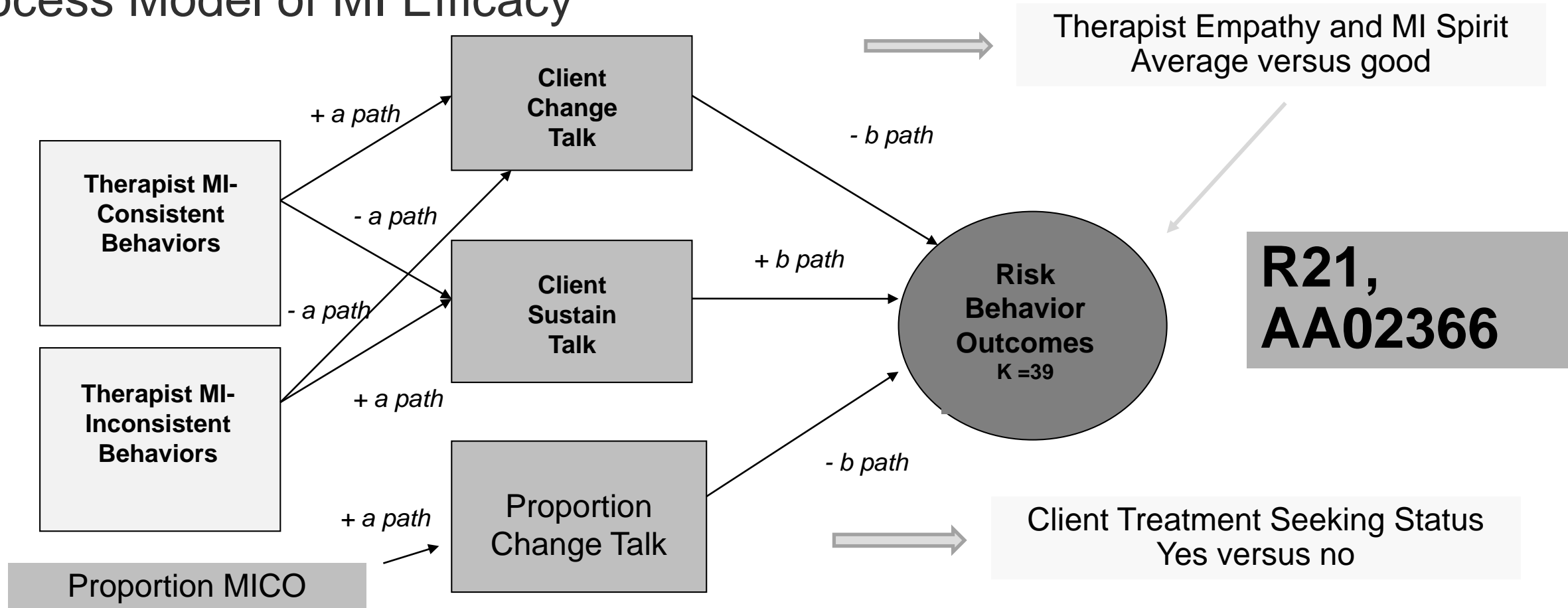
Brian Borsari  
Brown University and Department of Veterans Affairs,  
Providence, Rhode Island

Richard Longabaugh  
Brown University

*Objective:* The technical hypothesis of motivational interviewing (MI) posits that therapist-implemented MI skills are related to client speech regarding behavior change and that client speech predicts client outcome. The current meta-analysis is the first aggregate test of this proposed causal model. *Method:* A systematic literature review, using stringent inclusion criteria, identified 16 reports describing 12 primary studies. We used review methods to calculate the inverse-variance-weighted pooled correlation coefficient for the therapist-to-client and the client-to-outcome paths across multiple targeted behaviors (i.e., alcohol or illicit drug use, other addictive behaviors). *Results:* Therapist MI-consistent skills were correlated with more client language in favor of behavior change (i.e., change talk;  $r = .26, p < .0001$ ), but not less client language against behavior change (i.e., sustain talk;  $r = .10, p = .09$ ). MI-inconsistent skills were associated with less change talk ( $r = -.17, p = .001$ ) as well as more sustain talk ( $r = .07, p = .009$ ). Among these studies, client change talk was not associated with follow-up outcome ( $r = .06, p = .41$ ), but sustain talk was associated with worse outcome ( $r = -.24, p = .001$ ). In addition, studies examining composite client language (e.g., an average of negative and positive statements) showed an overall positive relationship with client behavior change ( $r = .12, p = .006; k = 6$ ). *Conclusions:* This meta-analysis provides an initial test and partial support for a key causal model of MI efficacy. Recommendations for MI practitioners, clinical supervisors, and process researchers are provided.

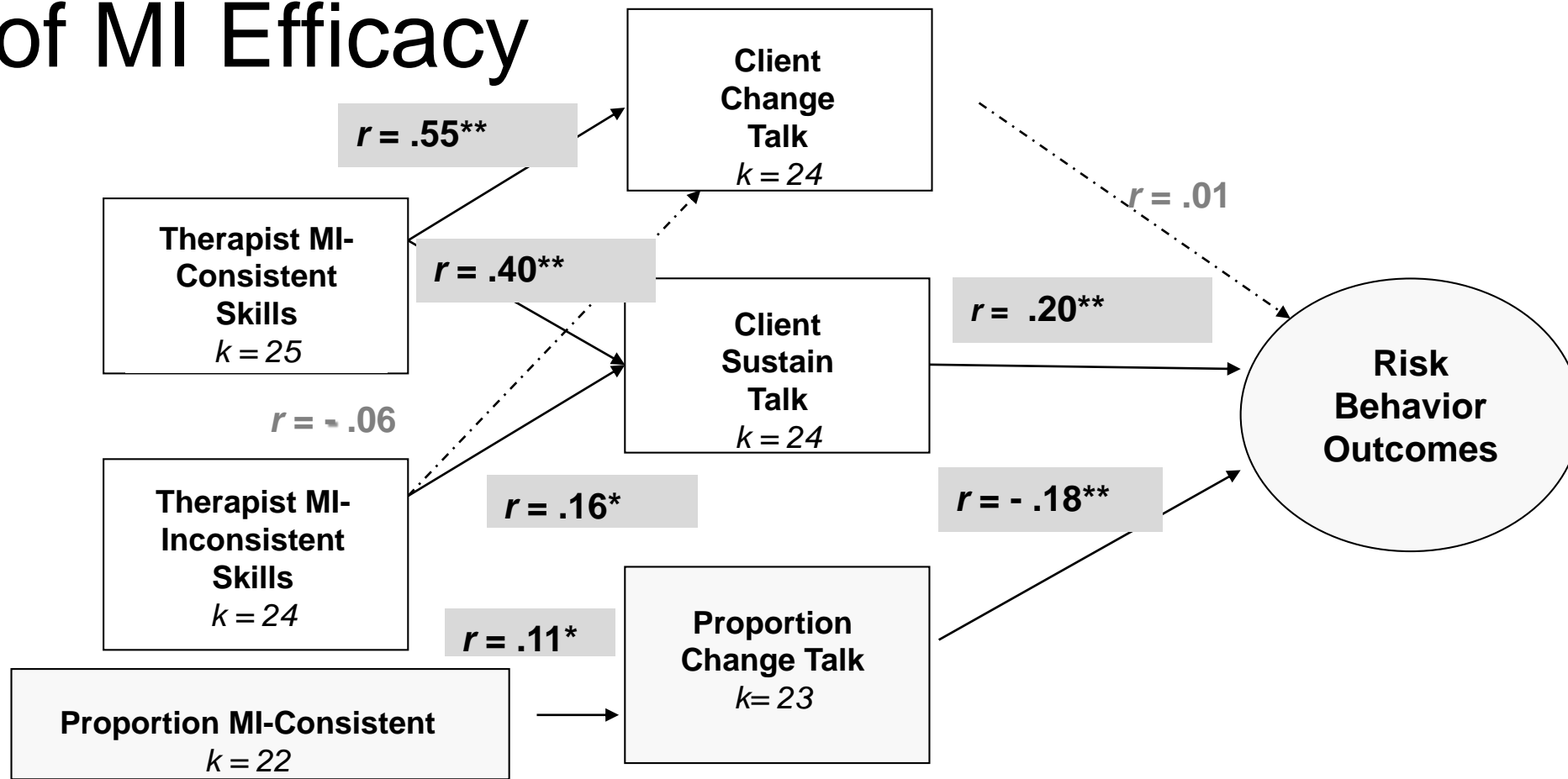
*Keywords:* motivational interviewing, change talk, sustain talk, meta-analysis, therapy process

# Testing the Theory of MI 2: The Technical, Relational and Conditional Process Model of MI Efficacy



**Notes.** <sup>A</sup> 12 Correlational paths examined. <sup>B</sup> Measures were within-session frequencies of observed therapist and client behaviors. <sup>C</sup> Added proportion measures (proportion MICO; proComplex Reflection; Reflection to Question ratio; proportion change talk; MISC, Houck et al., 2013; Miller et al., 2003; 2008).

# Results 1: Partial Support for the Technical Model of MI Efficacy



- MICO > CT
- MICO > ST
- MIIN > ST
- MIIN < CT
- CT Outcome
- ST > Outcome
- ProMICO > ProCT
- ProREC > ProCT
- ProCT > Outcome
- QtoR > Outcome

**Notes.**  $k$  = Number of studies;  $** p < .001$ ;  $* p < .01$

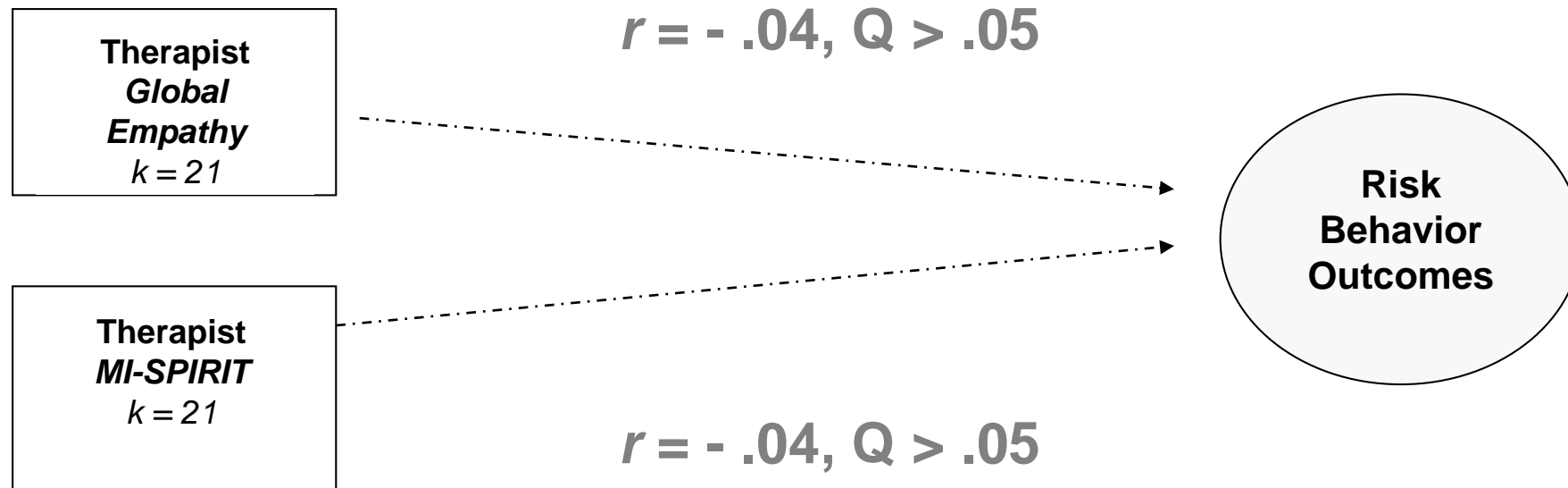


# Taking the Long View

# Long view 1: Technical Hypothesis

- The 2017 meta confirmed most paths supported in previous reviews by Magill et al., 2014, Romano & Peters, 2016, and Pace et al., 2017;
- In this study, Proportion MI-consistent skills was associated with proportion change talk, and proportion change talk was associated with risk behavior reduction;
- But effect sizes are small. SO we must ask - are we missing key process variables of interest and/or are we averaging away key population or contextual differences in how MI works?
- Is it time for a Change Talk Summit? In other words, are there conceptual or methodological reasons for the mixed predictive validity of this variable?

# Results 2: Relational Hypothesis Unsupported



---

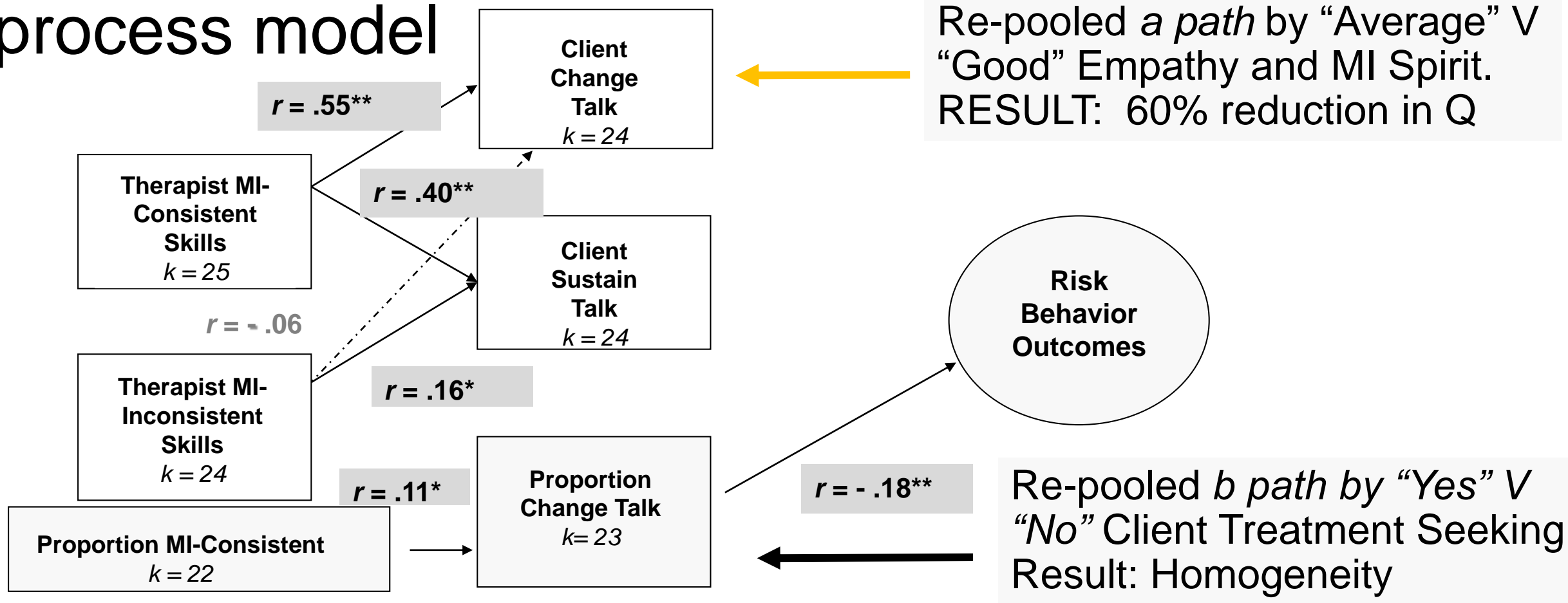
**Notes.**  $k$  = Number of studies

## Long view 2: Relational Hypothesis

- The Relational Hypothesis, on average, was not supported.
- The finding is consistent with Pace et al., 2017, and for the most part Romano & Peters 2016.
- Should we conclude the relationship does not matter in MI?
- Or have we not found the right way to study the relationship in MI?
- The MISC uses 5-point ordinal measures with great face validity, good reliability, but restricted range in RCT samples.
- So is it a lack of true predictive validity or a ceiling effect?



# Results 3: Partial Support for the conditional process model

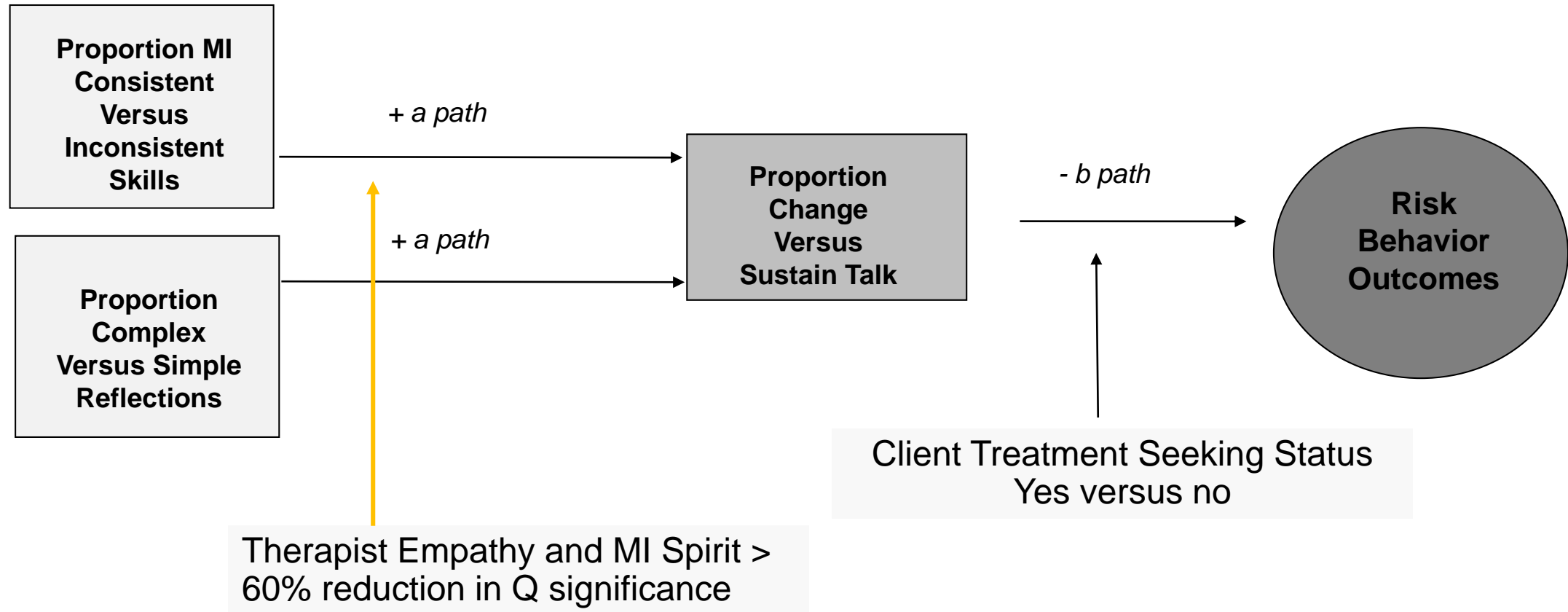


**Notes.**  $k$  = Number of studies;  $^{**} p < .001$ ;  $^* p < .05$

## Long view 3 & 4: Technical Process Conditional on Relational and Client Level Factors

- Heterogeneity was reduced by re-pooling therapist to client *a paths* by relational performance (good v average Empathy/Spirit), but the magnitude of effects did not differ substantively between sub-groups.
- Similarly, while homogeneity was achieved by re-pooling the proportion change talk to outcome (*b path*) effect sizes, the magnitude did not differ in treatment seeking versus non treatment seeking samples.
- So, variability was explained, but sub-group effect sizes did not have more of a story to tell than the overall pooled effect size.
- In SUM effect sizes are moderate at the a path and small at the b path. And small overall for proportion indicator a and b path.

# Meta-Analytic Review: Take Home Model!



Thank you to my Coauthors: Timothy Apodaca,  
Brian Borsari, Jacques Gaume, Ariel Hoadley,  
Rebecca Gordon, J. Scott Tonigan & Theresa  
Moyers

*Manuscript In Press 8/2017*  
*Journal of Consulting and Clinical Psychology*

A thank you to the project team:  
Ariel Hoadley, Suzanne Sales, Rebecca Gordon

This work supported by: National Institute on  
Alcohol Abuse and Alcoholism (R21)02366

# It takes a village to raise a meta-analysis

## CONTRIBUTING AUTHORS

*Apodaca; Atkins; Baer; Barnett; Bertholet; Borsari; Campbell; Catley; D'Amico; Davis; Feldstein-Ewing; Flickinger; Gaume; Hallgren; Hodgins; Houck; Imel; Kahler; Kaplan; Keeley; Klonek; Knittle; Kuerbis; Lee; Martino; Mastroleo; McCambridge; Morgenstern; Neighbors; Moyers; Roy-Byrne; Saitz; Santa-Ana; Smith-Carey; Tollison; Walters.*

Thank you!

molly\_magill@brown.edu

